

HOW TO INSTALL YOUR



LOCKING RAISED TOILET SEAT

Item # 8352/8352-R

Capacity not to exceed 300 lb



**NO tools required.
Quick installation.**

**Easy to follow
step-by-step
instructions**

Pre-Installation Instructions

- 1 Make sure the toilet is clean and sanitized. Lift up toilet seat and lid.

NOTE: You may also need to remove the entire seat and lid from the toilet (varies depending on the size of the toilet).

Installation Instructions

- 1 Set the Locking Raised Toilet Seat onto the toilet. Ensure inner portion of the anchor insert of the Toilet Seat is placed inside the toilet bowl and sets against the back of the toilet rim.

- 2 The square clamp on the bottom of the Locking Raised Toilet Seat should be facing toward the inside of the toilet's front rim. The clamp may have to be loosened, by turning the gray knob counterclockwise, to fit inside the toilet.

- 3 Tighten the clamp on the unit by turning the gray knob in the front clockwise until securely locked onto the toilet.

- 4 Pull up on the Locking Raised Toilet Seat to make sure it is securely locked onto the toilet. Always apply even pressure around the Raised Toilet Seat.

NOTE: DO NOT overtighten the knob. This may result in the plastic clamp breaking.

WHAT'S IN THE BOX

- a. (1) Locking Raised Toilet Seat Assembly



a.

WARNING

Read all instructions carefully before use. Failure to do so may result in serious injury. **NOVA Medical Products shall have no liability for any damage or injury resulting from improper use of this product.**

CARE AND MAINTENANCE

Check regularly to make sure the clamp on toilet seat is fully engaged and locked before using. Clean regularly with a toilet sanitizer or cleanser.

WARRANTY INFORMATION

NOVA stands firm on our commitment to providing the highest quality products, as well as exceptional service. This product was built to precise standards and thoroughly inspected prior to shipment. This warranty represents our confidence in the materials and workmanship of our product.

NOVA extends this warranty only to the original purchaser of this product. The warranty does not extend to any subsequent purchaser or owner. The warranty is void upon any sale or transfer of ownership or use by other person. NOVA warrants its products are free from defects in material and workmanship under NORMAL use for the period commencing upon the date of purchase and continuing for the following specified period of time after that date:

Frame	Limited Lifetime Warranty
Non-Metal/Metal parts (rubber tips, plastic or metal hardware)	One Year Limited Warranty

This warranty does not cover problems due to user negligence, misuse of the product, failure to adhere to product instructions, or normal wear and tear. Items that have been subject to negligent abuse, modified without prior written authorization are not covered within this warranty.

For warranty service, please contact the dealer from whom you purchased your NOVA product. In the event that you do not receive satisfactory service, please call us directly at the number on the bottom front of this sheet. Be prepared to indicate, the nature of the defect, the product serial number, and the name and location of where you purchased the product. You will also be required to provide a receipt of your purchase. Do not return any products to our office without prior consent.

Repair or replacement is the only remedy under this limited warranty. This warranty does not include any labor or shipping charges incurred in replacement part installation or repair of product.

THIS WARRANTY IS EXCLUSIVE AND IN LIEU OF ALL OTHER EXPRESS WARRANTIES, IMPLIED WARRANTIES, IF ANY, INCLUDING THE IMPLIED WARRANTIES OF MERCHANTABILITY AND FITNESS FOR A PARTICULAR PURPOSE. NOVA SHALL NOT BE LIABLE FOR ANY SEQUENTIAL OR INCIDENTAL DAMAGES WHATSOEVER.

Regular cleaning is recommended. Use a non-abrasive cleaner or detergent, rinse with warm water and dry completely. Abrasive cloths may damage the surface. Regularly inspect your item and its parts for any corrosion, breakage, compression or wear.

IMPORTANT WARNING

FOLLOW ALL DIRECTIONS CAREFULLY BEFORE USE. FAILURE TO DO SO MAY RESULT IN SERIOUS INJURY.

CONTACT US!
We're here to help


 info@novajoy.com


 1 800 557 6682


novajoy.com


Connect with us!

novajoy.com

 [novamedicalprod](#)

 [novamedicalprod](#)

 [novawalkerstalk](#)

 [NOVA Medical Products](#)

CARE • QUALITY • INNOVATION



THE **NOVA** PROMISE