



8213-R



**Follow these
SIMPLE STEPS**



Suction Cup Shower Head Holder



Please be advised:

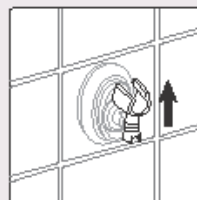
This product is designed to fit and hold handheld shower nozzle.

This product is designed to work on a clean, dry, flat, smooth, 5" x 5" square surface such as tile or glass.

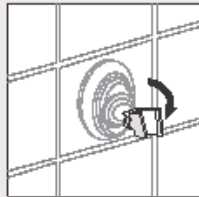
Installation Instructions



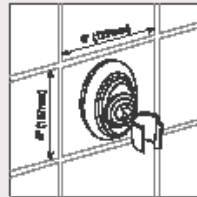
1 Prepare the tile or glass surface so that it is clean, dry, flat, and smooth.



2 Start installation with suction cup in Position 1 as pictured (U-shaped holder facing up).



3 Press grey plastic housing into rubber suction disc and into the surface. While pushing suction mount, pull down the U-shaped holder 90 degrees to secure the suction into Position 2.



4 Installation complete.

Removal Instructions

To uninstall product, lift up the U-shaped shower handle holder 90 degrees so that the suction cup releases.

Usage Instructions

Check the strength of suction prior to each use. Repeat installation if necessary.

DO NOT

- 1** DO NOT wet suction cups before adhering to wall surface.
- 2** DO NOT attach suction cups OVER ANY tile grout lines.

DO

- 1** Thoroughly clean wall surface with a household cleaner to remove any soap film or residue.
- 2** BOTH wall surface and suction cup should be DRY when mounting the wall bracket.

IMPORTANT WARNING
READ THESE DIRECTIONS CAREFULLY BEFORE USE.
FAILURE TO DO SO MAY RESULT IN SERIOUS INJURY.

Questions?
Please contact us at
1-800-557-6682
info@novamedicalproducts.com
Thank you for choosing NOVA!

novamedicalproducts.com
Facebook.com/NOVAMEDICALPROD
Twitter: @NOVAMEDICALPROD

WARRANTY INFORMATION

NOVA stands firm on our commitment to providing the highest quality products, as well as exceptional service. This product was built to precise standards and thoroughly inspected prior to shipment. This warranty represents our confidence in the materials and workmanship of our product.

NOVA extends this warranty only to the original purchaser of this product. The warranty does not extend to any subsequent purchaser or owner. The warranty is void upon any sale or transfer of ownership or use by other person. NOVA warrants its products are free from defects in material and workmanship under NORMAL use for the period commencing upon the date of purchase and continuing for the following specified period of time after that date: One Year Limited Warranty

This warranty does not cover problems due to user negligence, misuse of the product, failure to adhere to product instructions, or normal wear and tear. Items that have been subject to negligent abuse, modified without prior written authorization are not covered within this warranty.

For warranty service, please contact the dealer from whom you purchased your NOVA product. In the event that you do not receive satisfactory service, please call us directly at the number on the bottom front of this sheet. Be prepared to indicate, the nature of the defect, the product serial number, and the name and location of where you purchased the product. You will also be required to provide a receipt of your purchase. DO NOT return any products to our office without prior consent.

Repair or replacement is the only remedy under this limited warranty. This warranty does not include any labor or shipping charges incurred in replacement part installation or repair of product.

THIS WARRANTY IS EXCLUSIVE AND IN LIEU OF ALL OTHER EXPRESS WARRANTIES, IMPLIED WARRANTIES, IF ANY, INCLUDING THE IMPLIED WARRANTIES OF MERCHANTABILITY AND FITNESS FOR A PARTICULAR PURPOSE. NOVA SHALL NOT BE LIABLE FOR ANY SEQUENTIAL OR INCIDENTAL DAMAGES WHATSOEVER.

Regular cleaning is recommended. Use a non abrasive cleaner or detergent, rinse with warm water and dry completely. Abrasive cloths may damage the surface. please regularly inspect your item and it's parts for any corrosion, breakage, compression or wear.