

# HOW TO ASSEMBLE YOUR



## Folding Walker with Bag

Item # 4081BW5

Capacity not to exceed 300 lb



NO tools required  
Quick assembly

Easy to follow  
step-by-step  
instructions

### WHAT'S IN THE BOX

- a. (1) Walker Assembly
- b. (2) Front leg assemblies
- c. (2) Rear leg assemblies
- d. (1) Storage Bag
- e. (1) Black Mobility Bag



a.



b.



c.



d.



e.

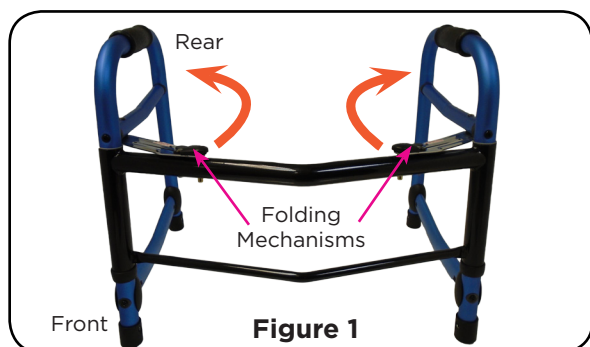


Figure 1

**1** Swing out both sides of the walker as shown in (Figure 1) until they click into place. Walker assembly should feel sturdy.

**NOTE:** To close walker, depress the black rubber tips of the folding mechanism before swinging side back into closed position.




Figure 2




Figure 3

**2** Depress brass push button and insert front leg assembly into front receiver (Figure 2). Ensure the button clicks into place and is securely engaged (Figure 3). Insert rear leg assembly into rear receiver. Repeat step 2 for other side of walker.

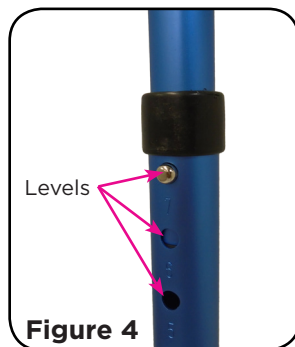
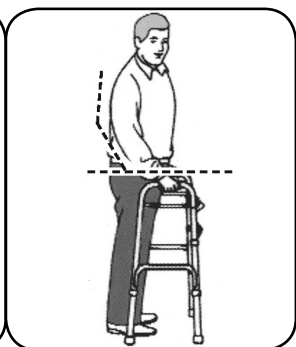


Figure 4



**3** Adjust the height to appropriate level by positioning the push buttons at numbered holes (Figure 4). **All legs must be at the same level.** Adjust the walker so that when the arm is extended the walker handle is at wrist height. Elbow should be flexed at 20 to 30 degrees



Figure 5

**4** Ensure wheels face outside the walker and the glide skis on rear leg assemblies face toward front of walker. Mobility bag may be attached to front of walker using velcro straps.

**To store walker (Figure 5):** Detach leg assemblies and adjust to shortest length. Place legs into storage bag. Collapse walker assembly before storing.

## **WARNING**

Read all instructions carefully before use. Failure to do so may result in serious injury. **NOVA Medical Products shall have no liability for any damage or injury resulting from improper use of this product.**

- Use wheels on front legs only, or wheels on all four legs with the correct rear wheel brakes
- **DO NOT** push one side of the walker forward and then the other side without lifting the walker
- **DO NOT** use on stairs, moving sidewalks, or escalators
- Use NOVA Medical Products accessories only. Use of other manufacturer's accessories may result in improper fit and risk of fall or injury
- Replace all worn wheels, glide skis, and tips
- **BE AWARE OF** throw rugs, toys, drapes, animals, cracks in floor, and liquids or puddles

## **CARE AND MAINTENANCE**

Check regularly to make sure the brass push buttons are fully engaged and locked before using. Use a mild detergent and damp cloth to clean walker.

## **WARRANTY INFORMATION**

NOVA stands firm on our commitment to providing the highest quality products, as well as exceptional service. This product was built to precise standards and thoroughly inspected prior to shipment. This warranty represents our confidence in the materials and workmanship of our product.

NOVA extends this warranty only to the original purchaser of this product. The warranty does not extend to any subsequent purchaser or owner. The warranty is void upon any sale or transfer of ownership or use by other person. NOVA warrants its products are free from defects in material and workmanship under NORMAL use for the period commencing upon the date of purchase and continuing for the following specified period of time after that date:

Metal Frame	Limited Lifetime Warranty
Non-Metal/Metal parts (rubber tips, plastic or metal hardware)	One Year Limited Warranty

This warranty does not cover problems due to user negligence, misuse of the product, failure to adhere to product instructions, or normal wear and tear. Items that have been subject to negligent abuse, modified without prior written authorization are not covered within this warranty.

For warranty service, please contact the dealer from whom you purchased your NOVA product. In the event that you do not receive satisfactory service, please call us directly at the number on the bottom front of this sheet. Be prepared to indicate, the nature of the defect, the product serial number, and the name and location of where you purchased the product. You will also be required to provide a receipt of your purchase. Do not return any products to our office without prior consent.

Repair or replacement is the only remedy under this limited warranty. This warranty does not include any labor or shipping charges incurred in replacement part installation or repair of product.


**THIS WARRANTY IS EXCLUSIVE AND IN LIEU OF ALL OTHER EXPRESS WARRANTIES, IMPLIED WARRANTIES, IF ANY, INCLUDING THE IMPLIED WARRANTIES OF MERCHANTABILITY AND FITNESS FOR A PARTICULAR PURPOSE. NOVA SHALL NOT BE LIABLE FOR ANY SEQUENTIAL OR INCIDENTAL DAMAGES WHATSOEVER.**

Regular cleaning is recommended. Use a non-abrasive cleaner or detergent, and wipe down with soft, damp cloth. Abrasive cloths may damage the surface. Regularly inspect your item and its parts for any corrosion, breakage, compression or wear.

## **IMPORTANT WARNING**

**FOLLOW ALL DIRECTIONS CAREFULLY BEFORE USE. FAILURE TO DO SO MAY RESULT IN SERIOUS INJURY.**

**CONTACT US!**  
We're here to help

 [info@novajoy.com](mailto:info@novajoy.com)  
 1 800 557 6682

CARE • QUALITY • INNOVATION



THE **NOVA** PROMISE

Connect with us!  
novajoy.com  
facebook: novamedicalprod  
twitter: novamedicalprod  
twitter: novawalkerstalk  
YouTube: NOVA Medical Products